



National Heritage
Responders



Alliance for
Response

National Heritage Responders (NHR)

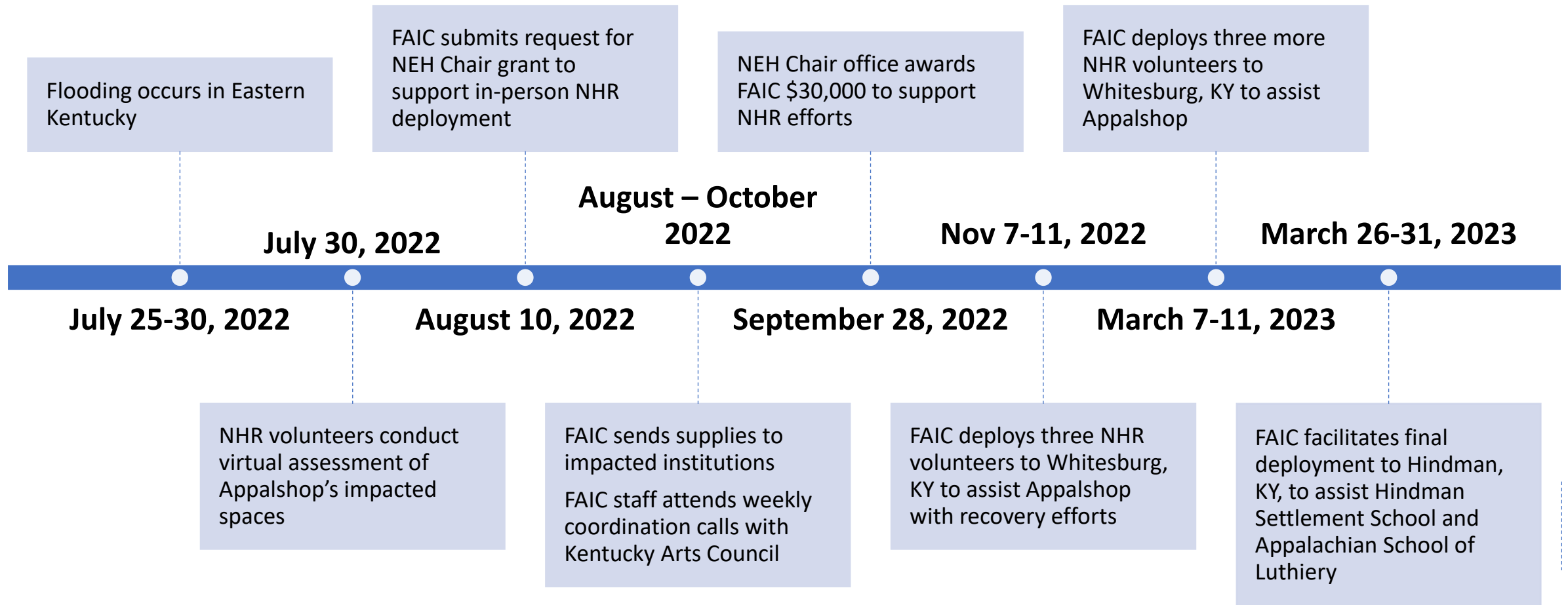
Conservators, archivists, collection managers, and other professionals, located across the country

The public can reach NHR at:
NHRpublichelpline@culturalheritage.org

NHR Hotline: **202.661.8068**



FAIC Timeline for KY Flooding Response





Whitesburg, Kentucky

What is Appalshop?

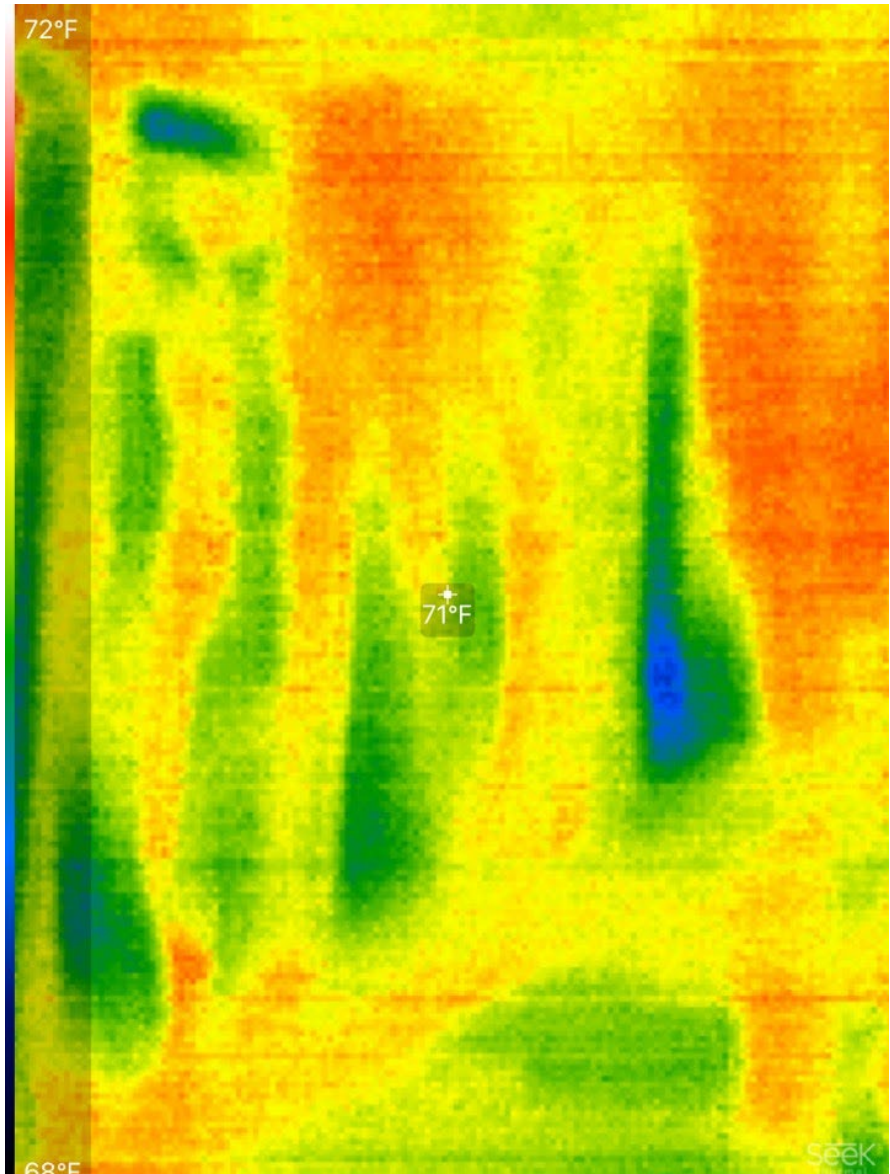
- Founded in 1969 as the “Appalachian Film Workshop”
- Became nonprofit community known as “Appalshop” in 1974
- Has operated WMMT-FM (Mountain Community Radio) since 1985








foundation for advancement in conservation





Hindman, Kentucky



The Alliance for Response Initiative



Alliance for
Response

Alliance for Response (AFR)

- AFR brings cultural heritage and emergency management professionals together at the local level





AFR Goals

- 1) To build relationships
- 2) To educate cultural heritage and emergency management professionals
- 3) To develop strong, ongoing networks to facilitate effective local response

Alliance for Response Network Locations



Network Resources

- www.culturalheritage.org/afr

The screenshot displays the Alliance for Response (AFR) website. The header features the AFR logo and navigation links: Find an Expert, Join, Donate, Directory, Community, Shop, and a LOGIN button. Below the header, a dark navigation bar contains links: ABOUT US, ABOUT CONSERVATION, MEMBERSHIP, RESOURCES, EVENTS, and PUBLICATIONS. A search icon is also present. The main content area is titled 'RESOURCES' and includes a sub-header 'RESOURCES' with a list of categories: Learning, Funding, Career, Emergencies, Alliance for Response, National Heritage Responders, Risk Evaluation and Planning Program, MayDay, Getting Ready in Indian Country, Emergency Planning Toolkit for Tribal Cultural Institutions, and Collections Care. The 'NETWORKS' section is highlighted, showing a paragraph about the formation of cooperative disaster networks and a list of 'Current Networks' including Atlanta, Berks-Lehigh-Northampton, California, Central Pennsylvania, Central Virginia, Colorado, Massachusetts, Minneapolis - St. Paul, Mississippi Gulf Coast, New Orleans, New York Capital Region, New York City, North Carolina, Northeast Pennsylvania, Northwest Pennsylvania, Ohio, Philadelphia, Pittsburgh, Portland, Sarasota, Savannah, Seattle, South Central Pennsylvania, South Florida, Suburban Philadelphia, Texas, U.S. Virgin Islands, Utah, Vermont, and Washington D.C.

RESOURCES

Resources like ours help individuals and institutions preserve and protect their collections. Advance your skills with program materials, professional development, and funding opportunities.

Home / Resources / Emergencies / Alliance for Response / Networks

RESOURCES

- Learning
- › Funding
- › Career
- ▼ Emergencies
 - Current Response Efforts
 - Disaster Response & Recovery Guides
- ▼ Alliance for Response
 - › About Alliance for Response
 - › Tool Kit
 - › Networks
- › National Heritage Responders
- Risk Evaluation and Planning Program
- MayDay
- Getting Ready in Indian Country
- Emergency Planning Toolkit for Tribal Cultural Institutions
- › Collections Care

NETWORKS

Alliance for Response forums have led to the formation of numerous cooperative disaster networks across the country. These networks are made up of a variety of members, from staff and volunteers at local cultural institutions, to conservators in private practice, to first responders and emergency managers. With a diverse membership, each network benefits from unique perspectives underscored by shared values.

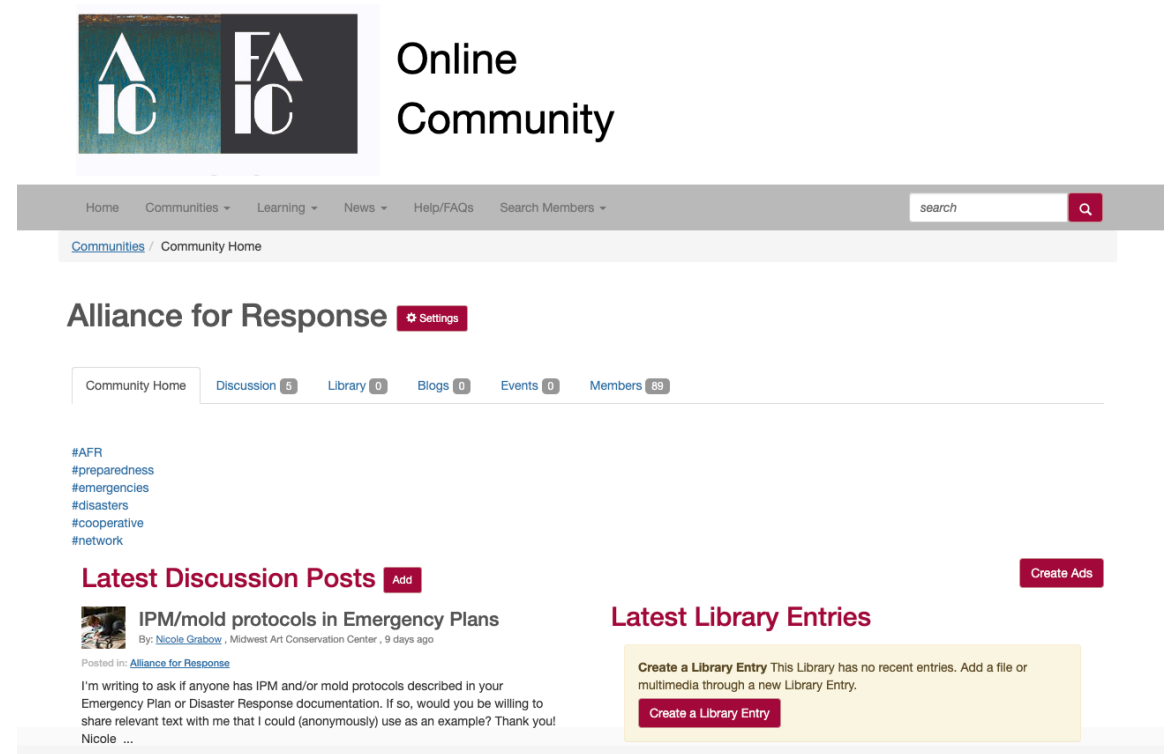
Some networks have many members; others, few. Some meet every two months; others meet quarterly, twice a year, or when time and energy permit. Some have a formal governance structure; others are exploring that direction. Some communicate via email; others, through a listserv or a robust website. What unites them all is their desire to continue the emergency preparedness dialogue begun at their AFR kick-off forum.

Current Networks

- Atlanta
- Berks-Lehigh-Northampton
- California
- Central Pennsylvania
- Central Virginia
- Colorado
- Massachusetts
- Minneapolis - St. Paul
- Mississippi Gulf Coast
- New Orleans
- New York Capital Region
- New York City
- North Carolina
- Northeast Pennsylvania
- Northwest Pennsylvania
- Ohio
- Philadelphia
- Pittsburgh
- Portland
- Sarasota
- Savannah
- Seattle
- South Central Pennsylvania
- South Florida
- Suburban Philadelphia
- Texas
- U.S. Virgin Islands
- Utah
- Vermont
- Washington D.C.

Network Resources

- community.culturalheritage.org



The screenshot shows the 'Alliance for Response' online community page. At the top, there's a header with the 'FAIC' logo and the text 'Online Community'. Below this is a navigation bar with links: Home, Communities, Learning, News, Help/FAQs, and Search Members. A search bar is also present. The main content area is titled 'Alliance for Response' and includes a 'Settings' button. Below the title, there's a sub-navigation bar with links: Community Home, Discussion (5), Library (0), Blogs (0), Events (0), and Members (89). On the left side, there's a list of hashtags: #AFR, #preparedness, #emergencies, #disasters, #cooperative, and #network. The main content area features two sections: 'Latest Discussion Posts' and 'Latest Library Entries'. The 'Latest Discussion Posts' section shows a post titled 'IPM/mold protocols in Emergency Plans' by Nicole Grabow, posted in the 'Alliance for Response' group. The 'Latest Library Entries' section shows a message: 'Create a Library Entry This Library has no recent entries. Add a file or multimedia through a new Library Entry.' with a 'Create a Library Entry' button.

Online Community

Home Communities Learning News Help/FAQs Search Members

search


Communities / Community Home

Alliance for Response [Settings](#)

Community Home Discussion 5 Library 0 Blogs 0 Events 0 Members 89

#AFR
#preparedness
#emergencies
#disasters
#cooperative
#network

Latest Discussion Posts [Add](#)

 **IPM/mold protocols in Emergency Plans**
By: [Nicole Grabow](#) , Midwest Art Conservation Center , 9 days ago
Posted in: [Alliance for Response](#)
I'm writing to ask if anyone has IPM and/or mold protocols described in your Emergency Plan or Disaster Response documentation. If so, would you be willing to share relevant text with me that I could (anonymously) use as an example? Thank you!
Nicole ...

Latest Library Entries [Create Ads](#)

[Create a Library Entry](#) This Library has no recent entries. Add a file or multimedia through a new Library Entry.
[Create a Library Entry](#)

Network Resources

- learning.culturalheritage.org

The screenshot displays the 'Learning Community' page on the culturalheritage.org website. At the top, the FAIC logo is shown next to the text 'Learning Community' and the URL 'culturalheritage.org'. A navigation bar includes links for Home, Communities, Learning, My Dashboard, Help, and Cart (0 items). Below this, a 'Learning' breadcrumb is visible. The main content area features a guide to browse webinars and courses by audience group. Four featured programs are shown with images and captions: 'For Conservation Professionals' (a woman working on a circular object), 'For Collections Care Professionals' (a storage unit filled with boxes), 'For the Public' (a group of people looking at a display case), and 'For Heritage Responders' (two people in protective gear working on an object). A search sidebar on the right, titled 'Search Learning Community', includes dropdown menus for 'All Categories', 'All Types', and 'All Content Types', a 'keywords' input field, and a 'Find' button.

Learning Community

culturalheritage.org

Home Communities Learning My Dashboard Help Cart (0 items)

Learning /

Browse webinars, courses, and other programs by selecting the audience group you identify with below, or use the search box in the right column.

For Conservation Professionals

For Collections Care Professionals

For the Public

For Heritage Responders

Search Learning Community

All Categories

All Types

All Content Types

keywords

Find